





Bank of Sierra Leone		
Siaka Stevens Street		
Freetown		
Proforma Balance Sheet		
as at 28th February, 2017		
<i>In thousands of leones</i>		
Assets	2017	2016
Balance due from Banking Institutions	2,860,850,326	2,306,540,605
Funds with International Monetary Fund (IMF)	3,060,784,920	2,541,260,599
Advances to Banks	-	-
Loans and Advances	843,175,111	569,047,624
Due from Government of Sierra Leone	691,285,763	576,237,981
Investment in Equity	45,588,192	35,689,786
Investment Securities	748,337,071	542,864,274
Property, Plant and Equipment	106,354,254	78,915,225
Other Assets	122,144,703	87,937,164
Total Assets	8,478,520,340	6,738,493,258
Liabilities		
Current Liabilities		
Amounts due to International Monetary Fund (IMF)	4,992,179,067	3,684,842,850
Deposit from Government	536,497,046	565,407,745
Deposits from Banks	696,106,134	440,773,597
Deposit from Others	53,853,049	44,202,236
Currency in Circulation	1,394,156,832	1,237,665,932
Other Liabilities	106,958,696	90,566,992
End of Service Benefit	22,187,217	22,187,217
Total Current Liabilities	7,801,938,042	6,085,646,569
Equity		
Share Capital	125,000,000	125,000,000
General Reserve	519,667,028	495,931,419
Revaluation Reserves	32,792,919	32,792,919
Other Reserves	(877,649)	(877,649)
Total Equity	676,582,298	652,846,689
Total Liabilities and Equity	8,478,520,340	6,738,493,258
		
Dr. Ibrahim Stevens	Abdul Aziz Sowe	
Deputy Governor	Director of Finance	

Bank of Sierra Leone		
Siaka Stevens Street		
Freetown		
Proforma Balance Sheet		
as at 31st March,2017		
<i>In thousands of leones</i>		
Assets	2017	2016
Balance due from Banking Institutions	2,718,305,527	2,363,613,202
Funds with International Monetary Fund (IMF)	3,089,035,219	2,612,836,907
Advances to Banks	-	-
Loans and Advances	843,128,384	570,404,881
Due from Government of Sierra Leone	972,841,776	808,296,308
Investment in Equity	45,766,494	36,425,810
Investment Securities	839,878,145	522,071,026
Property, Plant and Equipment	130,969,474	78,798,319
Other Assets	125,348,790	99,810,335
Total Assets	8,765,273,808	7,092,256,788
Liabilities		
Current Liabilities		
Amounts due to International Monetary Fund (IMF)	5,021,885,001	3,748,969,996
Deposit from Government	836,519,212	768,612,137
Deposits from Banks	613,480,103	360,731,014
Deposit from Others	58,155,456	40,974,837
Currency in Circulation	1,415,914,232	1,300,510,932
Other Liabilities	105,423,302	97,735,780
End of Service Benefit	22,187,217	22,187,217
Total Current Liabilities	8,073,564,523	6,339,721,913
Equity		
Share Capital	125,000,000	125,000,000
General Reserve	534,794,015	595,619,605
Revaluation Reserves	32,792,919	32,792,919
Other Reserves	(877,649)	(877,649)
Total Equity	691,709,285	752,534,875
Total Liabilities and Equity	8,765,273,808	7,092,256,788
		

	Dr. Ibrahim Stevens	Abdul Aziz Sowe
	Governor	Director of Finance

