



Bank of Sierra Leone
Siaka Stevens Street
Freetown
Proforma Balance Sheet
as at 31st January, 2015


In thousands of leones

Assets	2015	2014
Balance due from Banking Institutions	1,869,656,703	1,370,817,168
Funds with the International Monetary Fund (IMF)	1,465,424,510	1,404,989,969
Advances to Banks	-	2,943,825
Loans and Advances	10,930,456	12,266,952
Due from Government of Sierra Leone	412,950,899	-
Investment in Equity	30,081,824	26,481,882
Investment Securities	458,507,362	448,938,058
Property, Plant and Equipment	77,460,406	70,077,389
Other Assets	330,281,819	91,239,061
Total Assets	4,655,293,979	3,427,754,302
Liabilities		
Current Liabilities		
Amounts due to International Monetary Fund (IMF)	2,149,682,590	1,891,300,817
Deposit from Government	272,264,416	145,583,978
Deposits from Banks	326,735,458	197,950,714
Deposit from Others	41,910,942	26,594,151
Currency in Circulation	1,082,802,488	894,108,688
Other Liabilities	379,187,749	69,312,554
End of Service Benefit	17,451,521	14,068,600
Total Current Liabilities	4,270,035,164	3,238,919,502
Equity		
Share Capital	125,000,000	50,000,000
General Reserve	227,249,572.64	105,267,882
Revaluation Reserves	32,792,919	32,792,919
Other Reserves	216,323	773,998
Total Equity	385,258,814	188,834,799
Total Liabilities and Equity	4,655,293,979	3,427,754,302
		
	Momodu L. Kargbo Governor	Abdul Aziz Sowe Director Accounts and Budget Department

Bank of Sierra Leone
Siaka Stevens Street
Freetown
Proforma Balance Sheet
as at 27th February, 2015

In thousands of leones

Assets	2015	2014
Balance due from Banking Institutions	1,774,314,933	1,380,881,509
Funds with the International Monetary Fund (IMF)	1,461,270,615	1,416,807,697
Advances to Banks	-	2,943,825
Loans and Advances	263,900,107	12,213,050
Due from Government of Sierra Leone	697,742,853	112,233,126
Investment in Equity	29,908,789	26,465,510
Investment Securities	456,423,228	447,194,102
Property, Plant and Equipment	77,253,692	69,767,365
Other Assets	79,633,119	96,811,627
Total Assets	4,840,447,338	3,565,317,811
Liabilities		
Current Liabilities		
Amounts due to International Monetary Fund (IMF)	2,145,566,838	1,901,514,192
Deposit from Government	762,728,566	109,647,451
Deposits from Banks	299,543,819	318,231,513
Deposit from Others	31,721,113	50,854,181
Currency in Circulation	1,113,245,488	909,473,988
Other Liabilities	86,787,783	69,456,852
End of Service Benefit	17,451,521	14,068,600
Total Current Liabilities	4,457,045,129	3,373,246,777
Equity		
Share Capital	125,000,000	50,000,000
General Reserve	225,392,966.68	108,504,117
Revaluation Reserves	32,792,919	32,792,919
Other Reserves	216,323	773,998
Total Equity	383,402,209	192,071,034
Total Liabilities and Equity	4,840,447,338	3,565,317,811



Momodu L. Kargbo
Governor



Abdul Aziz Sowe
Director
Accounts and Budget
Department

